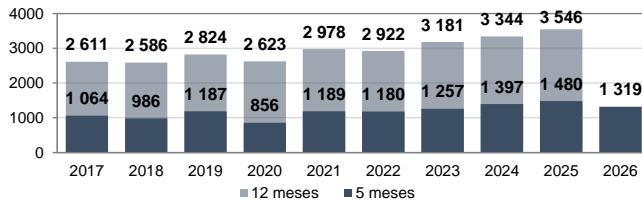
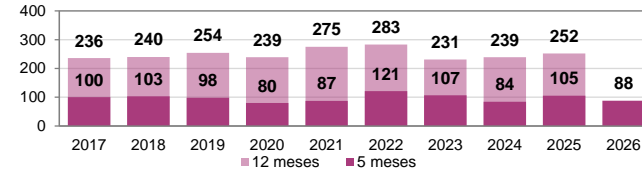


In **May 2026**, the police recorded 263 injury accidents for french overseas, i.e -9% more than May 2025. In these accidents, there were: **14 fatalities** (8 in the DROMs and 6 in the other territories), i.e. +7 killed compared to May 2025; **330 injured** (270 in the DROMs and 60 in the other territories), i.e. +1% compared to May 2025.

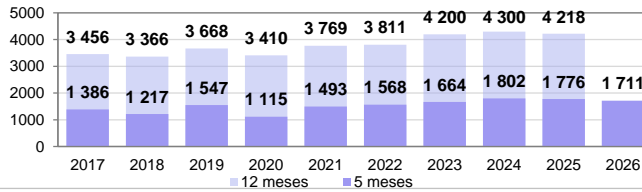
Injury accidents
recorded by the police on
roads open to public traffic



Fatalities
within 30 days
after the accident



Injured
in injury accidents
recorded by the police



Report since the beginning of the year 2026

1 319 injury accidents
at the end of May

-11% compared with 2025

88 fatalities
at the end of May

-16% compared with 2025

1 711 injured
at the end of May

-4% compared with 2025

	May*		Last 3 months**		Last 12 months***	
	Number	Variation	Number	Variation	Number	Variation
Fatalities	14	-33%	57	-10%	235	-10%
Injured BAAC	330	+1%	996	-4%	4 153	-3%

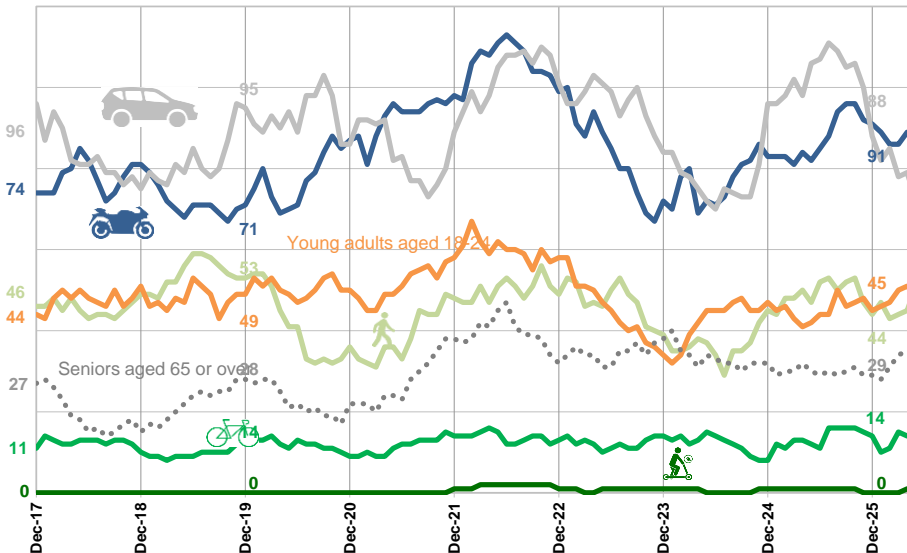
* May 2026 compared with mai 2025

** Cumulative 3 months from March 2026 to May 2026 compared with cumulative 3 months from March 2025 to May 2025

*** Cumulative 12 months from June 2025 to mai 2026 compared with cumulative 12 months from June 2024 to May 2025

Source : ONISR - Data on accidents involving injuries recorded by police forces - Geographical area : DROM, COM-NC
Definitive data until 2025, provisional BAAC data stopped on 2026/06/08 for the year 2026

Evolution of the number of users fatalities cumulated on a rolling 12 months



Number of users fatalities cumulated on a rolling 12 months, in

May 2026

% compared with 2019

Car users

72 ; -24%

PTW

85 ; +20%

Pedestrians

51 ; -4%

Young adults

49 ; +0%

Senior people

36 ; +29%

Cyclists

14 ; +0 killed

PMDs motorized users

1 ; ns

Change in cumulative injured over the last 12 months compared to the same period last year

	Urban area	Rural	Motorway
Soft modes *	+6%	+7%	
PTW *	+2%	-6%	-37%
Car users	-1%	-15%	-44%

* Soft modes : Pedestrians, PMDs, Cyclists - PTW : Moped riders, Motorcyclists

ns : non significative trend

Source : ONISR - Data on accidents involving injuries recorded by police forces - Geographical area : DROM, COM-NC
Definitive data until 2025, provisional BAAC data stopped on 2026/06/08 for the year 2026

Detailed table for May 2026 compared to the same period last year

Trends over the last three months:

- in the **French overseas departments and regions**, the trend is down for fatalities (-18%) and down for recorded injuries (-6%);
- in the **other overseas territories**, the trend is up for fatalities (+11%) and is up for recorded injuries (+3%).

French overseas counties (DROM)

	May		Last 3 months**				Last 12 months***			
	Fatalities	Injured BAAC	Fatalities		Injured BAAC		Fatalities		Injured BAAC	
	Number	Number	Number	Difference	Number	Difference	Number	Difference	Number	Difference
Total	8	270	37	-8	832	-49	164	-13	3 506	-107

By mode of travel

Pedestrians	5	32	11	+4	74	-20	41	+4	411	+40
PMDs motorized	0	7	1	+1	21	-6	1	+0	137	-7
Cyclists	0	12	5	+3	41	+5	11	+1	140	-31
PTW	2	111	14	+1	320	+9	61	+6	1 238	-25
Car users	1	93	6	-14	318	-51	47	-19	1 363	-112

** Cumulative 3 months from March 2026 to May 2026 compared with cumulative 3 months from March 2025 to May 2025

*** Cumulative 12 months from June 2025 to mai 2026 compared with cumulative 12 months from June 2024 to May 2025

Source : ONISR - Data on accidents involving injuries recorded by police forces - Geographical area : DROM

Definitive data until 2025, provisional BAAC data stopped on 2026/06/08 for the year 2026

French overseas local authorities and New-Caledonia

	May		Last 3 months**				Last 12 months***			
	Fatalities	Injured BAAC	Fatalities		Injured BAAC		Fatalities		Injured BAAC	
	Number	Number	Number	Difference	Number	Difference	Number	Difference	Number	Difference
Total	6	60	20	+2	164	+5	71	-12	647	-14

By mode of travel

Pedestrians	1	4	5	+4	17	+8	10	+0	66	+21
PMDs motorized	0		0	+0	1	-2	0	+0	12	+8
Cyclists	0	2	1	+0	7	+1	3	+1	33	+17
PTW	2	43	6	-2	84	+17	24	-3	286	+4
Car users	3	10	6	+1	35	-14	25	-15	147	-73

** Cumulative 3 months from March 2026 to May 2026 compared with cumulative 3 months from March 2025 to May 2025

*** Cumulative 12 months from June 2025 to mai 2026 compared with cumulative 12 months from June 2024 to May 2025

Source : ONISR - Data on accidents involving injuries recorded by police forces - Geographical area : COM-NC

Definitive data until 2025, provisional BAAC data stopped on 2026/06/08 for the year 2026

Pedestrians contain Personal mobility devices non-motorized (rollerblades, skateboards, classic scooters, etc.), which move in the same spaces as pedestrians on foot and are considered pedestrians in the highway code.

Personal mobility devices (PMDs) motorized contains electric scooters, gyropods, hoverboards, segways, etc.; they move like a bicycle.

Cyclists are users who move around on a bicycle, whether or not it is electrically assisted.

Powered two-wheelers include mopeds (less than 50 cc and with a maximum design speed not exceeding 45 km/h, including scooters less than 50 cc) and motorbikes (more than 50 cc, including scooters more than 50 cc).

Car users are light vehicles (LDVs); vans are not included in this category.

Data processing methods for French overseas territories

The **BAAC file** (Bulletin of Analysis of Road Traffic Accidents recorded by the Police Forces) includes injury accidents as defined in the decree of 27 March 2007 on the conditions for compiling statistics. The ONISR, which is responsible for the administration and dissemination of accident statistics under the terms of the decree of 15 May 1975 relating to the CISR, has long specified the methods for taking accidents into account.

The monthly barometer

The monthly barometer for a given month concerns accidents occurring up to the end of that month and is compiled and published the following month.

The data are produced from accidents recorded in the TRAxY information system concerning BAAC data currently being entered, transmitted within 48 hours by the police to the ONISR. **The final results for 2024 have been included in the May 2025 dashboard.**

The export from TRAxY is carried out at a date specified in the source; the results are provisional. No estimate is calculated on these data, which are small in number.

Labelling

The Public Statistics Authority has certified the main accident indicators from the BAAC file (France mainland and french overseas counties) for the quasi-definitive data for year N published at the end of January of year N+1, and the definitive data published from May of year N+1. For the years prior to 2025, the dashboard includes labelled data.

The statistical methods are specified on the ONISR website:

<https://www.onisr.securite-routiere.gouv.fr/en/data-tools>.