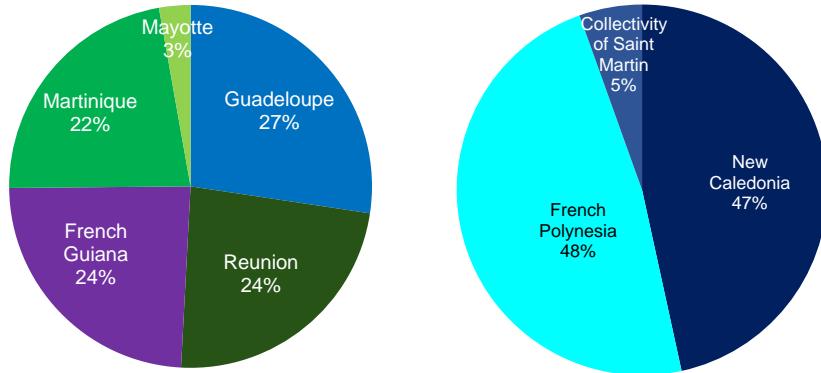


Casualties according to the territory

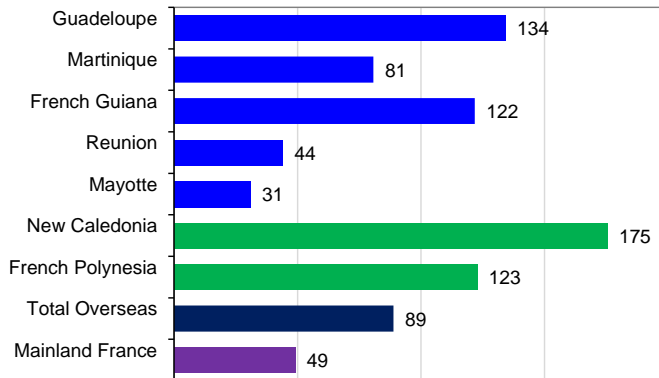


French overseas counties: 179 fatalities in 2025 French overseas communities and NC: 73 fatalities in 2025

In 2025, **87 people were killed per million inhabitants (d/Mhab):**

- 73 d/Mhab in French overseas counties;
- 148 d/Mhab in other French overseas territories.

Overseas average annual fatalities per million inhabitants (2021-2025)



Sources: French Road safety observatory (ONISR)

– Key figures 2025 French overseas territories

Insee-Overseas (Estimates on January 1st.), SPM, SB, SM (RP 2021), Stsee-WF RP2023, Ispf-PF RP2022, Isee-NC RP2019

The BAAC file (*Bulletin d'analyse des accidents corporels de la circulation routière*) is recorded by the French police forces.

More info: <http://www.onisr.securite-routiere.gouv.fr/en>



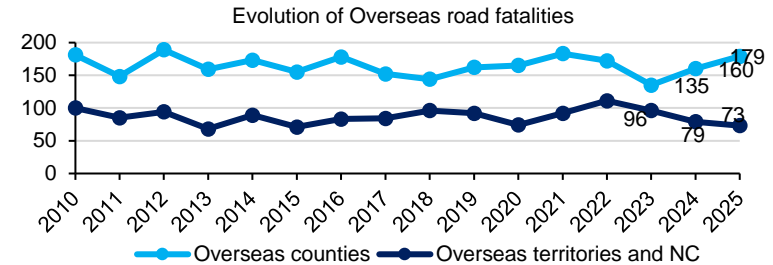
ROAD SAFETY OBSERVATORY

2025

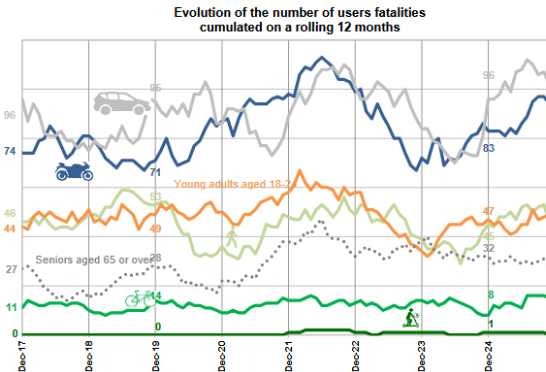
FRENCH

Road safety in French Overseas territories

Key figures (definitive data)



252 people died in 2025 (+ 13 compared to 2024, + 5 %), 179 of whom died in French Overseas counties and 73 died in other French Overseas territories. 4 218 were injured (- 2 %)



Number of users fatalities cumulated on a rolling 12 months, in December 2025
% compared with 2019

- Car users: 91; -4%
- PTW: 93; +31%
- Pedestrians: 43; +19%
- Young adults: 46; -6%
- Senior people: 27; ns
- Cyclists: 14; +0 killed
- PMDs motorized users: 0; ns

Definitions

Walking: pedestrians on foot, inline skates, classic scooters

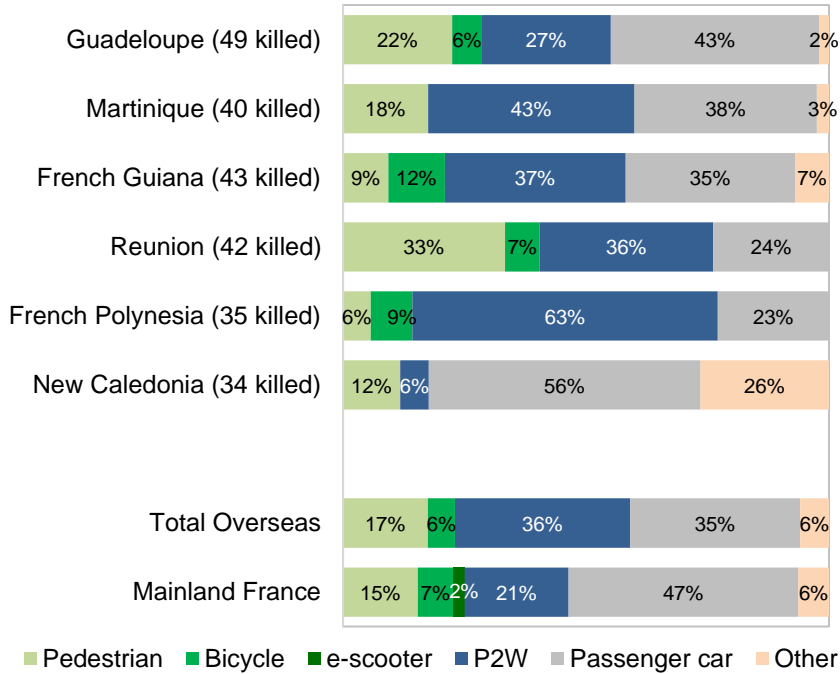
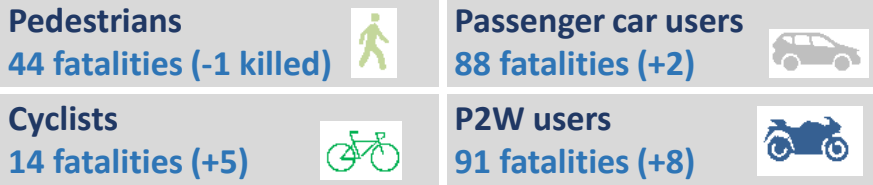
Bicycle: cyclists on mechanical or electric bikes

E-scooter: motorised personal mobility devices (electric scooters, gyropods, etc.)

P2W: powered two-wheelers (mopeds, 2-, 3-, 4-wheel scooters, motorbikes)

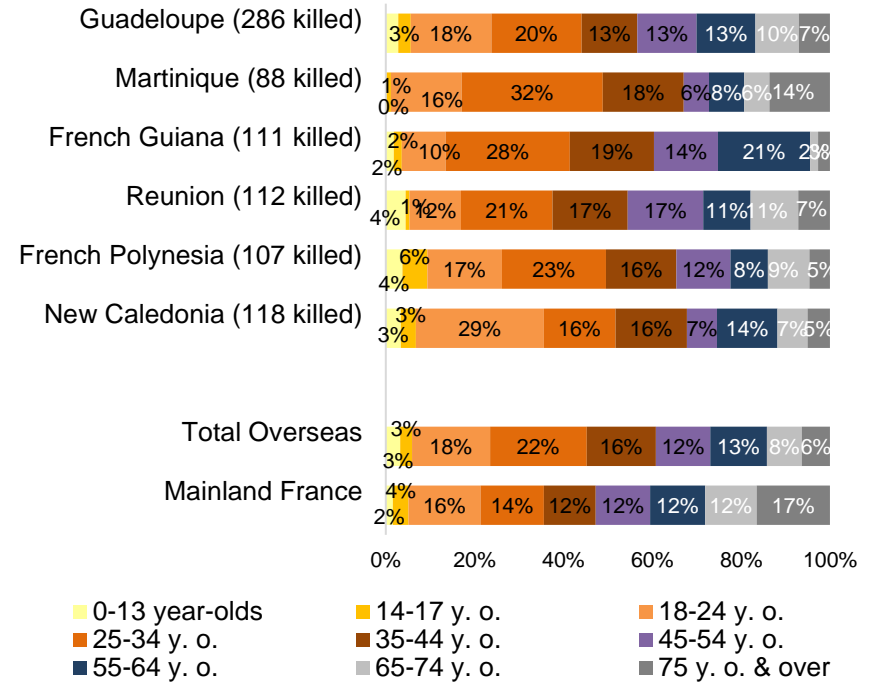
Passenger car: occupants of cars

Casualties according to the mobility mode



Casualties according to age

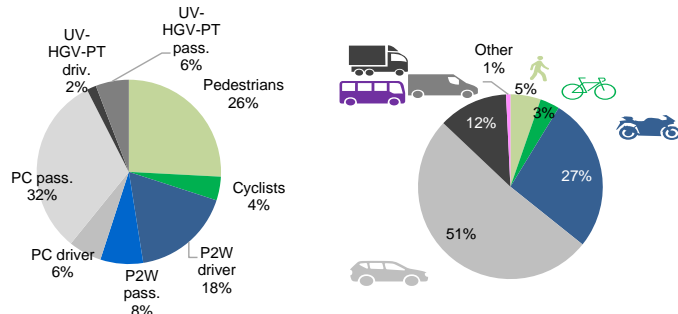
Evolutions are presented in comparison with 2024



Responsibilities: 120 killed non responsible

Killed non presumed responsible

Presumed responsible of fatal accidents



Casualties according to gender

