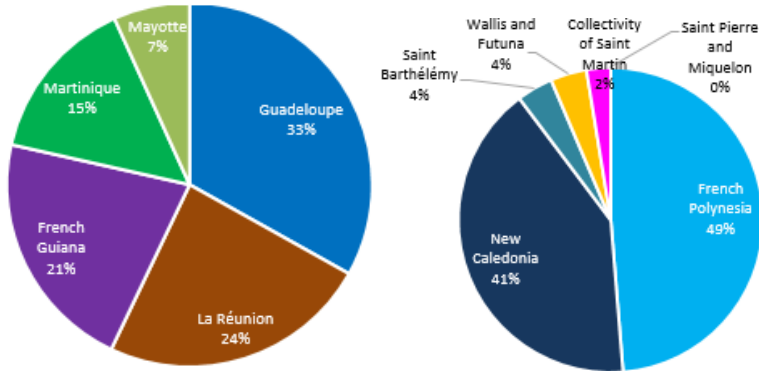


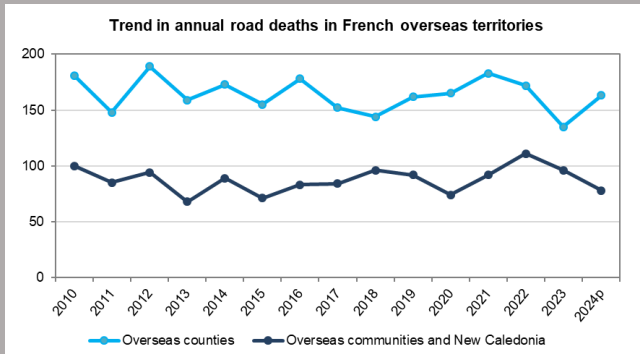
# Casualties according to the territory



French overseas counties: 163 fatalities in 2024 French overseas communities and NC: 78 fatalities in 2024

The BAAC file (*Bulletin d'analyse des accidents corporels de la circulation routière*) is recorded by the French police forces.

	Overseas counties			Overseas communities and New Caledonia			Overseas		
	Injury accidents	Fatalities within 30 days	Injured	Injury accidents	Fatalities within 30 days	Injured	Injury accidents	Fatalities within 30 days	Injured
2019	2 273	162	2 953	551	92	722	2 824	254	3 675
2023	2 740	135	3 627	441	96	573	3 181	231	4 200
2024p	2 820	163	3 694	479	78	624	3 299	241	4 318
Difference 2024-2023	+80	+28	+67	+38	-18	+51	+118	+10	+118
Difference 2024-2019	+547	+1	+741	-72	-14	-98	+475	-13	+643



More info : [www.onisr.securite-routiere.gouv.fr/en](http://www.onisr.securite-routiere.gouv.fr/en)

Source: French Road safety observatory (ONISR)  
– Key figures 2024 (provisional)  
French overseas territories



# ROAD SAFETY OBSERVATORY

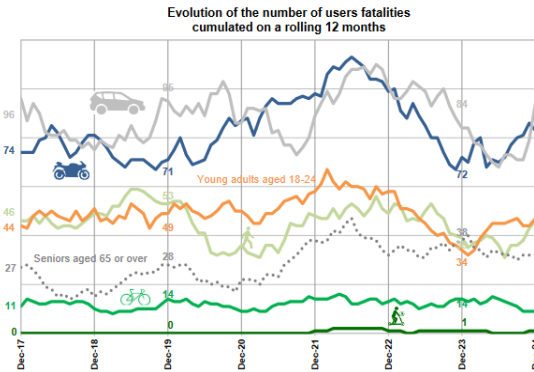
# 2024

FRENCH

## Road safety in French overseas territories

### Key figures (provisional results)

241 people died in 2024 (+10 compared to 2023 (+4%)), 163 of whom were killed in French overseas counties and 78 were killed in other French overseas territories. 4,300 people were injured (+3%)



Number of users fatalities cumulated on a rolling 12 months, in December 2024 % compared with 2019

- Car users 94 ; +1%
- PTW 83 ; +17%
- Young adults 47 ; -4%
- Pedestrians 46 ; -13%
- Senior people 32 ; +14%
- Cyclists 9 ; -5 killed
- PMDs motorized users 1 ; ns

### Definitions

**Walking:** pedestrians on foot, inline skates, classic scooters

**Bicycle:** cyclists on mechanical or electric bikes

**E-scooter:** motorised personal mobility devices (electric scooters, gyropods, etc.)

**P2W:** powered two-wheelers (mopeds, 2-, 3-, 4-wheel scooters, motorbikes)

**Passenger car:** occupants of cars

## Casualties according to the mobility mode

**Pedestrians**

46 fatalities (+7 killed)



**Passenger car users**

94 fatalities (+10 killed)



**Cyclists**

9 fatalities (-6 killed)

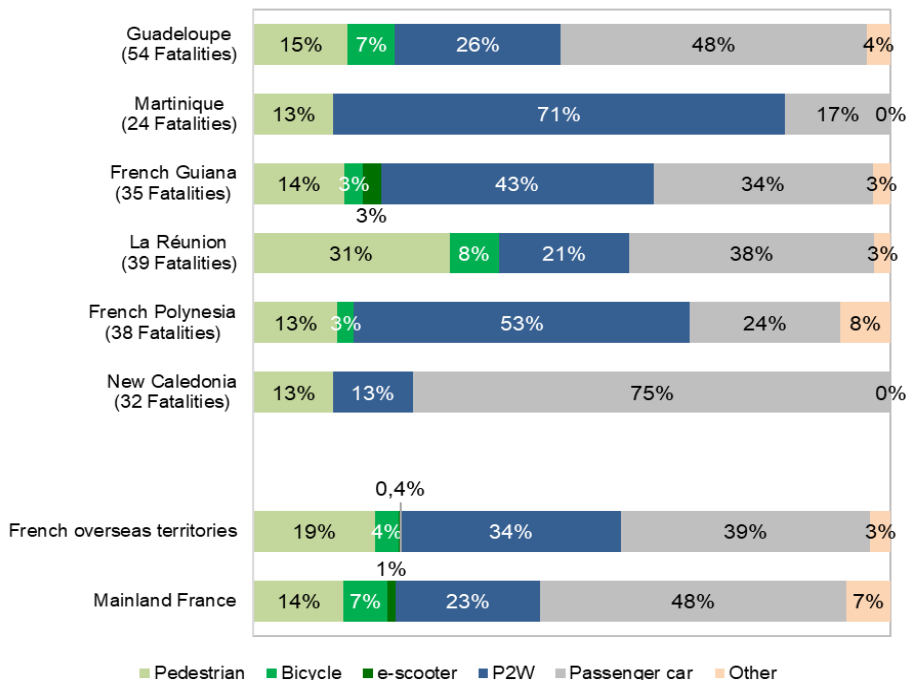


**P2W users**

83 fatalities (+11 killed)



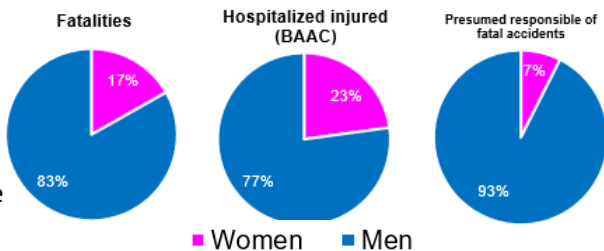
**Distribution of 2024 road fatalities according to the overseas territory and mode**



## Casualties according to gender

**Men represent:**

- 83% of fatalities
- 77% of seriously injured
- 93% of those presumed responsible for fatal accidents



**Source: ONISR – Key figures 2024 (provisional) French overseas territories**

## Casualties according to age

**0-17 year-olds**

13 fatalities (-1 killed)

**18-24 year-olds**

47 fatalities (+13 killed)

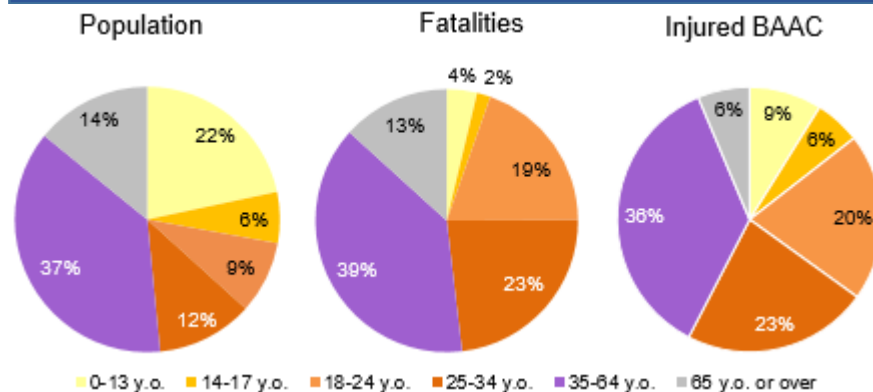
**25-34 year-olds**

56 fatalities (+8 killed)

**65 year-olds or over**

32 fatalities (-6 killed)

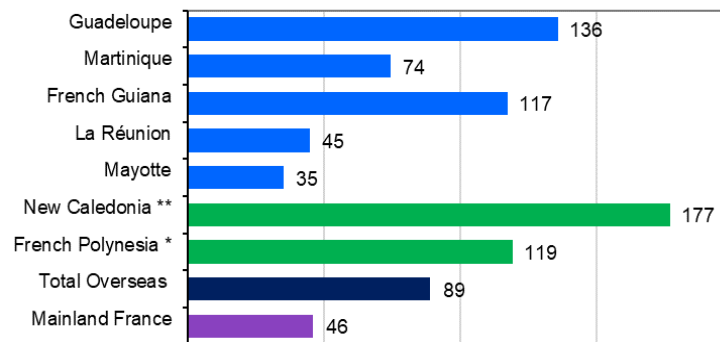
Evolutions are presented in comparison with 2023



In 2024, **84 people were killed per million inhabitants (d/Mhab):**

- 73 d/Mhab in French overseas counties;
- 128 d/Mhab in other French overseas territories.

**Overseas average annual fatalities per million inhabitants (2020-2024)**



**Sources: French Road safety observatory (ONISR)**

**– Key figures 2024 (provisional) ; French overseas territories Insee-overseas (Estimates on January 1st.), SPM, SB, SM (RP 2021), Stsee-WF RP2023, Ispj-PF RP2022, Isee-NC RP2019**