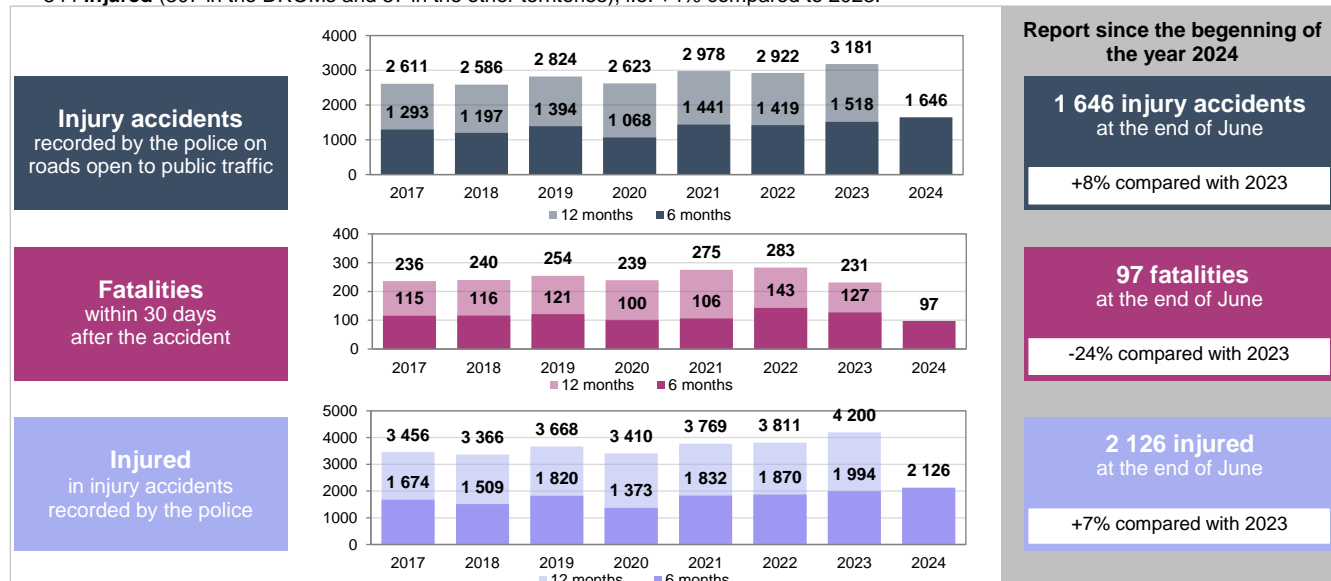


In June 2024, the police recorded 268 injury accidents for french overseas, 1% more than in June 2023. In these accidents, there were:
13 fatalities (10 in the DROMs and 3 in the other territories), i.e. -35% compared to 2023;
344 injured (307 in the DROMs and 37 in the other territories), i.e. +4% compared to 2023.



| | June* | | Last 3 months** | | Last 12 months*** | |
|---------------------|--------|-----------|-----------------|-----------|-------------------|-----------|
| | Number | Variation | Number | Variation | Number | Variation |
| Fatalities | 13 | -35% | 43 | -36% | 201 | -25% |
| Injured BAAC | 344 | +4% | 1 104 | +9% | 4 332 | +10% |

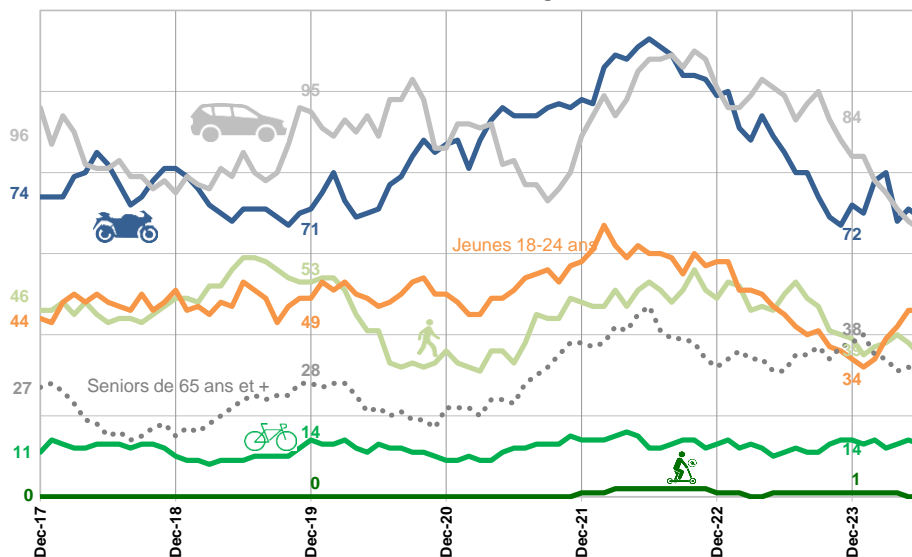
* June 2024 compared with juin 2023

** Cumulative 3 months from April 2024 to June 2024 compared with cumulative 3 months from April 2023 to June 2023

*** Cumulative 12 months from July 2023 to juin 2024 compared with cumulative 12 months from July 2022 to June 2023

Source : ONISR - Data on accidents involving injuries recorded by police forces - Geographical area : DROM, COM-NC
Definitive data until 2023, provisional BAAC data stopped on 2024/07/04 for the year 2024

**Evolution of the number of users fatalities
cumulated on a rolling 12 months**



**Number of users fatalities cumulated on
a rolling 12 months, in**

June 2024

% compared with 2019

Car users

66 ; -31%

PTW

69 ; -3%

Young adults

46 ; -6%

Pedestrians

35 ; -34%

Senior people

30 ; ns

Cyclists

13 ; -1 killed

PMDs motorized users

0 ; ns

Change in cumulative injured over the last 12 months compared to the same period last year

| | Urban area | Rural | Motorway |
|---------------------|------------|-------|----------|
| Soft modes * | +17% | +28% | |
| PTW * | +5% | +21% | +14% |
| Car users | +13% | +12% | -19% |

* Soft modes : Pedestrians, PMDs, Cyclists - PTW : Moped riders, Motorcyclists

ns : non significative trend

Source : ONISR - Data on accidents involving injuries recorded by police forces - Geographical area : DROM, COM-NC
Definitive data until 2023, provisional BAAC data stopped on 2024/07/04 for the year 2024

Detailed table for June 2024 compared to the same period last year

The decrease in the number of deaths and the increase in the number of injured recorded by the police this June 2024 is similar to the trend observed over the last 3 months.

This trend is also reflected in the **French overseas counties and regions (-24% of fatalities and +13% of injured recorded)**, in the **other French overseas territories the trend is down (-54% of fatalities and -13% of injured recorded)**.

French overseas counties (DROM)

| | June | | Last 3 months** | | | | Last 12 months*** | | | |
|--------------|------------|--------------|-----------------|------------|--------------|------------|-------------------|------------|--------------|------------|
| | Fatalities | Injured BAAC | Fatalities | | Injured BAAC | | Fatalities | | Injured BAAC | |
| | Number | Number | Number | Difference | Number | Difference | Number | Difference | Number | Difference |
| Total | 10 | 307 | 31 | -10 | 970 | +113 | 126 | -31 | 3 788 | +461 |

By mode of travel

| | | | | | | | | | | |
|-----------------------|---|-----|----|----|-----|-----|----|-----|-------|------|
| Pedestrians | 3 | 42 | 8 | -2 | 111 | +14 | 24 | -11 | 434 | +31 |
| PMDs motorized | | 19 | 0 | -1 | 38 | +25 | 0 | -1 | 121 | +80 |
| Cyclists | 1 | 13 | 2 | +1 | 51 | +12 | 10 | +2 | 172 | +13 |
| PTW | 1 | 96 | 9 | -4 | 341 | +9 | 45 | -8 | 1 305 | +104 |
| Car users | 4 | 117 | 10 | -5 | 383 | +46 | 41 | -12 | 1 567 | +239 |

** Cumulative 3 months from April 2024 to June 2024 compared with cumulative 3 months from April 2023 to June 2023

*** Cumulative 12 months from July 2023 to June 2024 compared with cumulative 12 months from July 2022 to June 2023

Source : ONISR - Data on accidents involving injuries recorded by police forces - Geographical area : DROM

Definitive data until 2023, provisional BAAC data stopped on 2024/07/04 for the year 2024

French overseas local authorities and New-Caledonia

| | June | | Last 3 months** | | | | Last 12 months*** | | | |
|--------------|------------|--------------|-----------------|------------|--------------|------------|-------------------|------------|--------------|------------|
| | Fatalities | Injured BAAC | Fatalities | | Injured BAAC | | Fatalities | | Injured BAAC | |
| | Number | Number | Number | Difference | Number | Difference | Number | Difference | Number | Difference |
| Total | 3 | 37 | 12 | -14 | 134 | -20 | 75 | -35 | 544 | -64 |

By mode of travel

| | | | | | | | | | | |
|-----------------------|---|----|---|----|----|-----|----|-----|-----|-----|
| Pedestrians | 1 | 1 | 2 | -1 | 8 | -9 | 11 | -4 | 65 | +12 |
| PMDs motorized | | | 0 | +0 | 1 | +0 | 0 | +0 | 4 | +1 |
| Cyclists | 0 | 2 | 0 | +0 | 7 | +1 | 3 | +0 | 19 | -10 |
| PTW | 1 | 22 | 4 | -7 | 59 | +16 | 24 | -8 | 200 | +44 |
| Car users | 1 | 9 | 5 | -4 | 48 | -3 | 25 | -21 | 184 | -73 |

** Cumulative 3 months from April 2024 to June 2024 compared with cumulative 3 months from April 2023 to June 2023

*** Cumulative 12 months from July 2023 to June 2024 compared with cumulative 12 months from July 2022 to June 2023

Source : ONISR - Data on accidents involving injuries recorded by police forces - Geographical area : COM-NC

Definitive data until 2023, provisional BAAC data stopped on 2024/07/04 for the year 2024

Pedestrians contain Personal mobility devices non-motorized (rollerblades, skateboards, classic scooters, etc.), which move in the same spaces as pedestrians on foot and are considered pedestrians in the highway code.

Personal mobility devices (PMDs) motorized contains electric scooters, gyropods, hoverboards, segways, etc.; they move like a bicycle.

Cyclists are users who move around on a bicycle, whether or not it is electrically assisted.

Powered two-wheelers include mopeds (less than 50 cc and with a maximum design speed not exceeding 45 km/h, including scooters less than 50 cc) and motorbikes (more than 50 cc, including scooters more than 50 cc).

Car users are light vehicles (LDVs); vans are not included in this category.

Data processing methods for French overseas territories

The BAAC file (Bulletin of Analysis of Road Traffic Accidents recorded by the Police Forces) includes injury accidents as defined in the decree of 27 March 2007 on the conditions for compiling statistics. The ONISR, which is responsible for the administration and dissemination of accident statistics under the terms of the decree of 15 May 1975 relating to the CISR, has long specified the methods for taking accidents into account.

The monthly barometer

The monthly barometer for a given month concerns accidents occurring up to the end of that month and is compiled and published the following month.

The data are produced from accidents recorded in the TRAxY information system concerning BAAC data currently being entered, transmitted within 48 hours by the police to the ONISR.

The export from TRAxY is carried out at a date specified in the source; the results are provisional. No estimate is calculated on these data, which are small in number.

Labelling

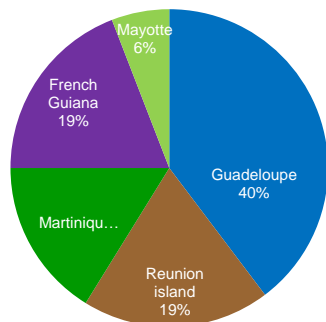
The Public Statistics Authority has certified the main accident indicators from the BAAC file (France mainland and french overseas counties) for the quasi-definitive data for year N published at the end of January of year N+1, and the definitive data published from May of year N+1. For the years prior to 2021, the dashboard includes labelled data.

The statistical methods are specified on the ONISR website:

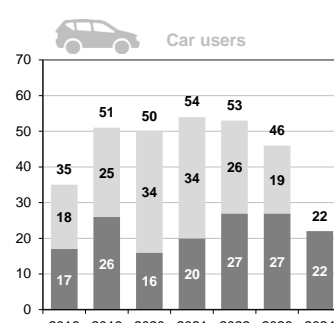
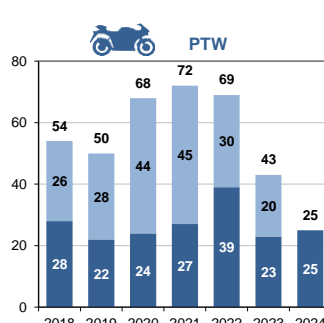
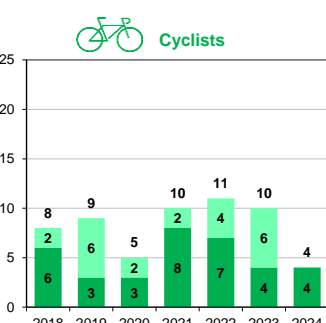
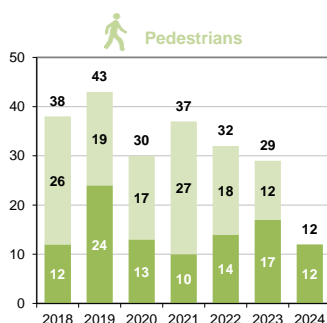
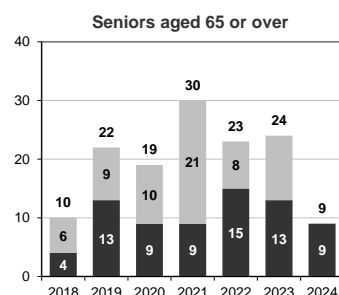
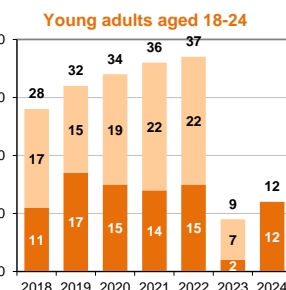
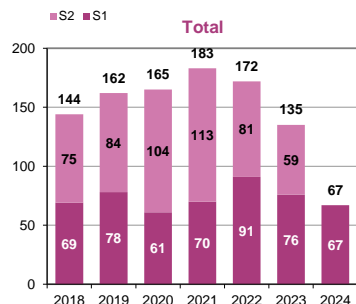
<https://www.onisr.securite-routiere.gouv.fr/en/data-tools>.

Trends in fatalities by mode of travel by quarter for each year

French overseas counties

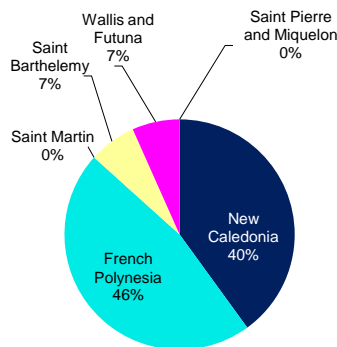


67 fatalities in 2024

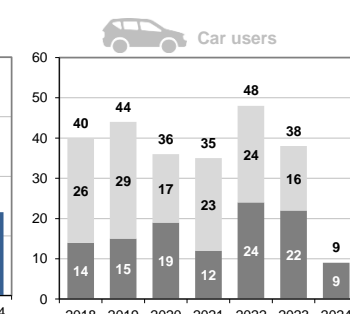
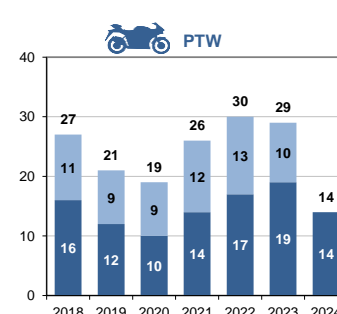
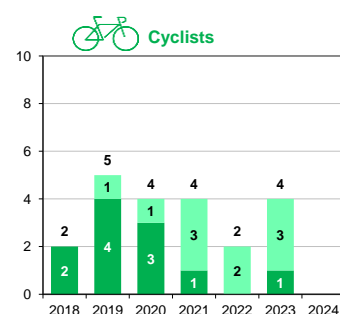
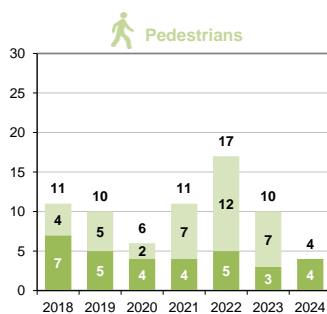
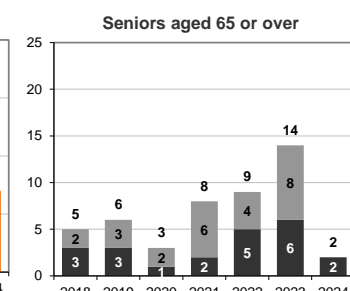
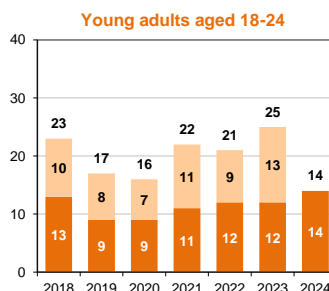
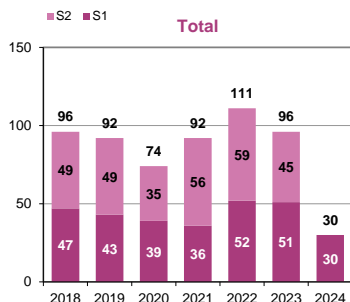


Source : ONISR - Data on accidents involving injuries recorded by police forces - Geographical area : DROM
Definitive data until 2023, provisional BAAC data stopped on 2024/07/04 for the year 2024

French overseas local authorities and New-Caledonia



30 fatalities in 2024



Source : ONISR - Data on accidents involving injuries recorded by police forces - Geographical area : COM-NC
Definitive data until 2023, provisional BAAC data stopped on 2024/07/04 for the year 2024