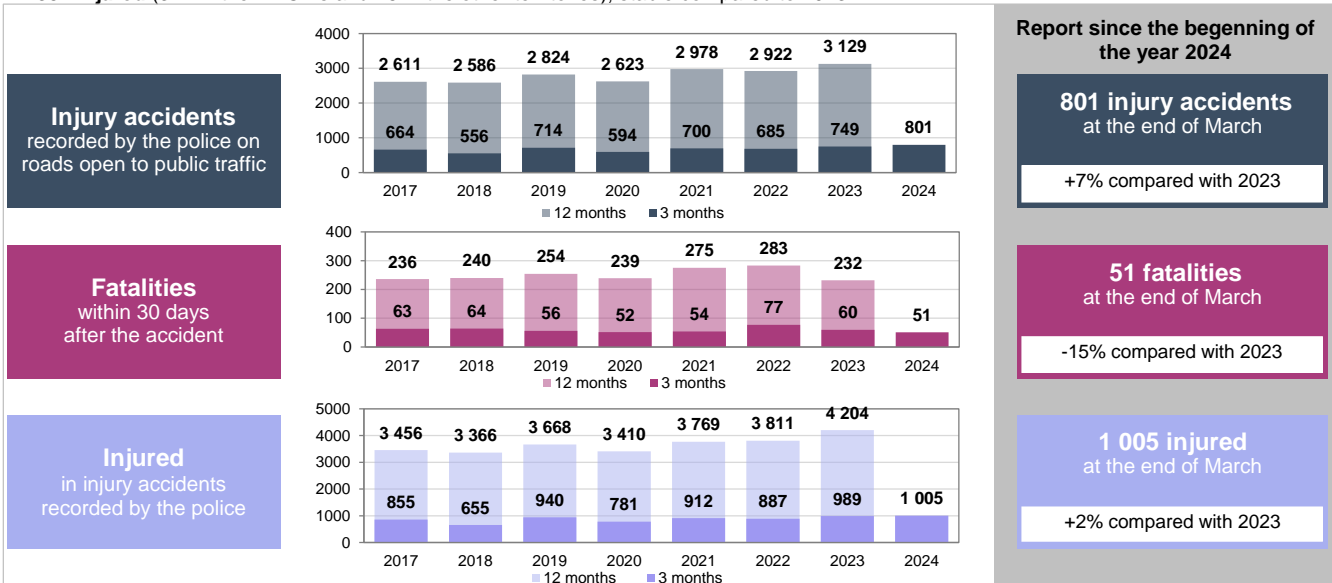


In **March 2024**, the police recorded 277 injury accidents for french overseas, 3% more than in 2023. In these accidents, there were:
18 fatalities (9 in the DROMs and 9 in the other territories), i.e. -14% compared to 2023;
357 injured (312 in the DROMs and 45 in the other territories), stable compared to 2023.



Report since the beginning of the year 2024

801 injury accidents at the end of March
+7% compared with 2023

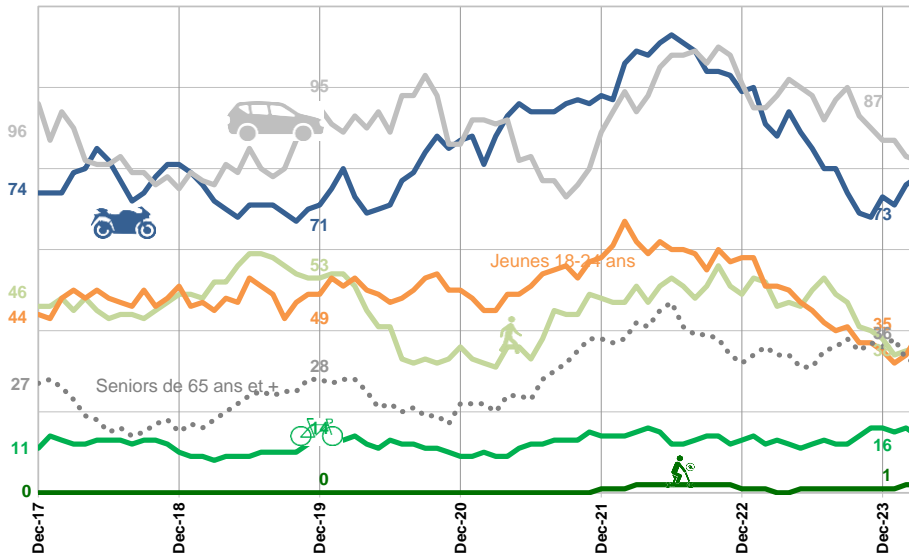
51 fatalities at the end of March
-15% compared with 2023

1 005 injured at the end of March
+2% compared with 2023

	March*		Last 3 months**		Last 12 months***	
	Number	Variation	Number	Variation	Number	Variation
Fatalities	18	-14%	51	-15%	223	-16%
Injured BAAC	357	+0%	1 005	+2%	4 220	+8%

* March 2024 compared with March 2023
 ** Cumulative 3 months from January 2024 to March 2024 compared with cumulative 3 months from January 2023 to March 2023
 *** Cumulative 12 months from April 2023 to March 2024 compared with cumulative 12 months from April 2022 to March 2023
 Source : ONISR - Data on accidents involving injuries recorded by police forces - Geographical area : DROM, COM-NC
 Definitive data until 2022, quasi-definitive 2023, provisional BAAC data stopped on 2024/04/08 for the year 2024

Evolution of the number of users fatalities cumulated on a rolling 12 months



Number of users fatalities cumulated on a rolling 12 months, in March 2024
% compared with 2019

- Car users: 82 ; -14%
- PTW: 78 ; +10%
- Young adults: 39 ; -20%
- Pedestrians: 36 ; -32%
- Senior people: 32 ; +14%
- Cyclists: 14 ; ns
- PMDs motorized users: 2 ; ns

Change in cumulative injured over the last 12 months compared to the same period last year

	Urban area	Rural	Motorway
Soft modes *	+16%	+4%	ns
PTW *	+6%	+18%	+57%
Car users	+11%	+3%	-32%

* Soft modes : Pedestrians, PMDs, Cyclists - PTW : Moped riders, Motorcyclists
 ns : non significative trend
 Source : ONISR - Data on accidents involving injuries recorded by police forces - Geographical area : DROM, COM-NC
 Definitive data until 2022, quasi-definitive data 2023, provisional BAAC data stopped on 2024/04/08 for the year 2024

Detailed table for March 2024 compared to the same period last year

The decrease in the number of deaths and the increase in the number of injured recorded by the police this March 2024 is similar to the trend observed over the last 3 months.

This trend is also reflected in the **French overseas counties and regions (-3% of fatalities and +4% of injured recorded)**, while in the **other French overseas territories the number of fatalities and injured fell (-32% of fatalities and -11% of injured recorded)**.

French overseas counties (DROM)

	March		Last 3 months**				Last 12 months***			
	Fatalities	Injured BAAC	Fatalities		Injured BAAC		Fatalities		Injured BAAC	
	Number	Number	Number	Difference	Number	Difference	Number	Difference	Number	Difference
Total	9	311	34	-1	872	+31	135	-27	3 660	+353

By mode of travel

Pedestrians	1	28	3	-4	105	+0	24	-8	427	+30
PMDs motorized	0	11	1	+1	29	+20	2	+2	82	+50
Cyclists	0	10	2	-1	40	+2	11	+1	156	-2
PTW	4	104	13	+3	294	+3	47	-12	1 289	+130
Car users	4	132	15	+4	348	+2	50	-2	1 503	+134

** Cumulative 3 months from January 2024 to March 2024 compared with cumulative 3 months from January 2023 to March 2023

*** Cumulative 12 months from April 2023 to March 2024 compared with cumulative 12 months from April 2022 to March 2023

Source : ONISR - Data on accidents involving injuries recorded by police forces - Geographical area : DROM

Definitive data until 2022, quasi-definitive 2023, provisional BAAC data stopped on 2024/04/08 for the year 2024

French overseas local authorities and New-Caledonia

	March		Last 3 months**				Last 12 months***			
	Fatalities	Injured BAAC	Fatalities		Injured BAAC		Fatalities		Injured BAAC	
	Number	Number	Number	Difference	Number	Difference	Number	Difference	Number	Difference
Total	9	44	17	-8	131	-17	88	-16	558	-48

By mode of travel

Pedestrians	1	4	2	+2	20	+6	12	-2	71	+17
PMDs motorized	0	0	0	+0	1	-1	0	+0	3	+0
Cyclists	0	3	0	-1	5	+0	3	+0	17	-12
PTW	6	25	10	+2	60	+20	31	+2	180	+17
Car users	2	8	4	-9	35	-30	32	-14	201	-67

** Cumulative 3 months from January 2024 to March 2024 compared with cumulative 3 months from January 2023 to March 2023

*** Cumulative 12 months from April 2023 to March 2024 compared with cumulative 12 months from April 2022 to March 2023

Source : ONISR - Data on accidents involving injuries recorded by police forces - Geographical area : COM-NC

Definitive data until 2022, quasi-definitive 2023, provisional BAAC data stopped on 2024/04/08 for the year 2024

Pedestrians contain Personal mobility devices non-motorized (rollerblades, skateboards, classic scooters, etc.), which move in the same spaces as pedestrians on foot and are considered pedestrians in the highway code.

Personal mobility devices (PMDs) motorized contains electric scooters, gyropods, hoverboards, segways, etc.; they move like a bicycle.

Cyclists are users who move around on a bicycle, whether or not it is electrically assisted.

Powered two-wheelers include mopeds (less than 50 cc and with a maximum design speed not exceeding 45 km/h, including scooters less than 50 cc) and motorbikes (more than 50 cc, including scooters more than 50 cc).

Car users are light vehicles (LDVs); vans are not included in this category.

Data processing methods for French overseas territories

The BAAC file (Bulletin of Analysis of Road Traffic Accidents recorded by the Police Forces) includes injury accidents as defined in the decree of 27 March 2007 on the conditions for compiling statistics. The ONISR, which is responsible for the administration and dissemination of accident statistics under the terms of the decree of 15 May 1975 relating to the CISR, has long specified the methods for taking accidents into account.

The monthly barometer

The monthly barometer for a given month concerns accidents occurring up to the end of that month and is compiled and published the following month.

The data are produced from accidents recorded in the TRAXy information system concerning BAAC data currently being entered, transmitted within 48 hours by the police to the ONISR.

The export from TRAXy is carried out at a date specified in the source; the results are provisional. No estimate is calculated on these data, which are small in number.

Labelling

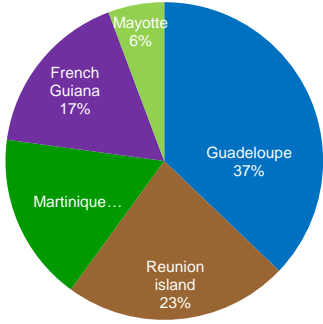
The Public Statistics Authority has certified the main accident indicators from the BAAC file (France mainland and french overseas counties) for the quasi-definitive data for year N published at the end of January of year N+1, and the definitive data published from May of year N+1. For the years prior to 2021, the dashboard includes labelled data.

The statistical methods are specified on the ONISR website:

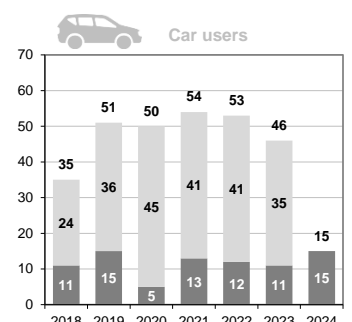
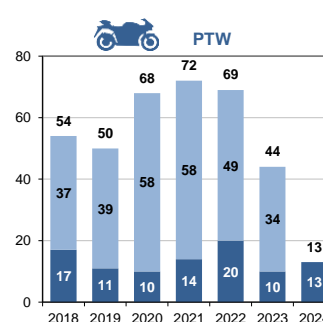
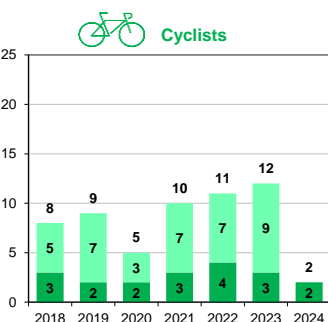
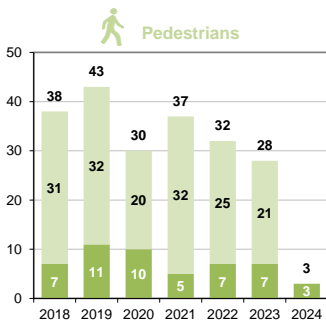
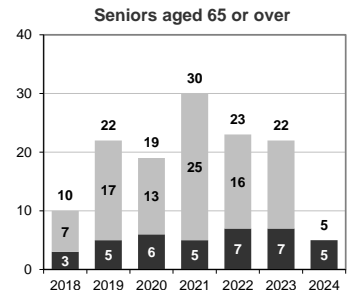
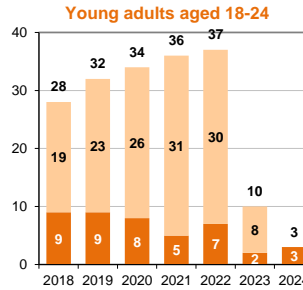
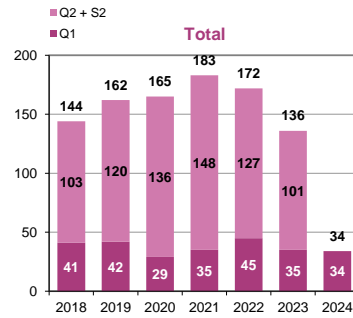
<https://www.onisr.securite-routiere.gouv.fr/en/data-tools>.

Trends in fatalities by mode of travel by quarter for each year

French overseas counties

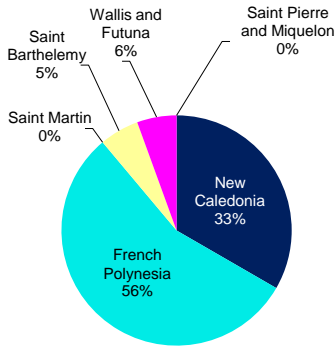


34 fatalities in 2024

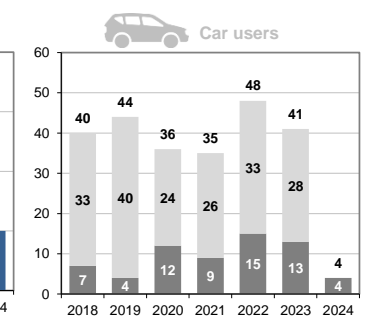
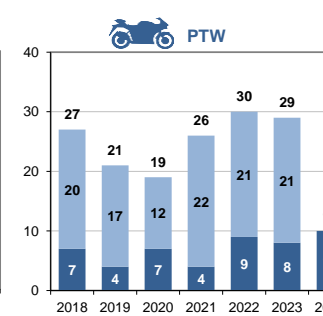
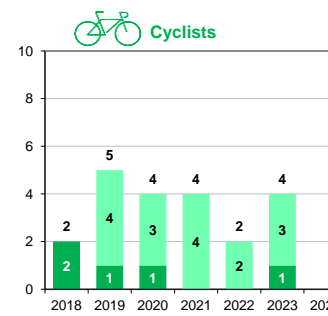
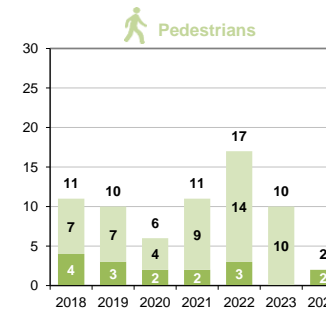
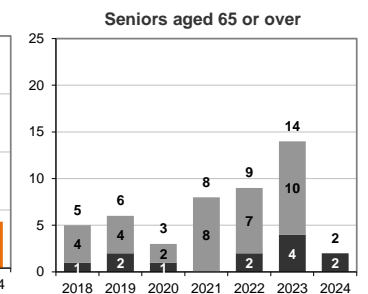
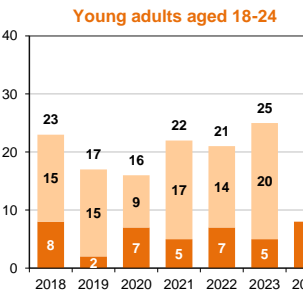
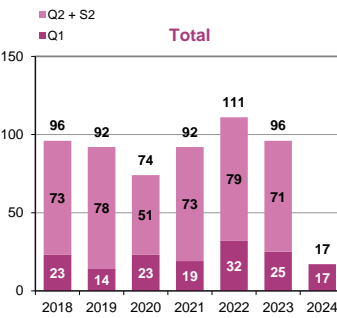


Source : ONISR - Data on accidents involving injuries recorded by police forces - Geographical area : DROM
Definitive data until 2022, quasi-definitive 2023, provisional BAAC data stopped on 2024/04/08 for the year 2024

French overseas local authorities and New-Caledonia



17 fatalities in 2024



Source : ONISR - Data on accidents involving injuries recorded by police forces - Geographical area : COM-NC
Definitive data until 2022, quasi-definitive 2023, provisional BAAC data stopped on 2024/04/08 for the year 2024