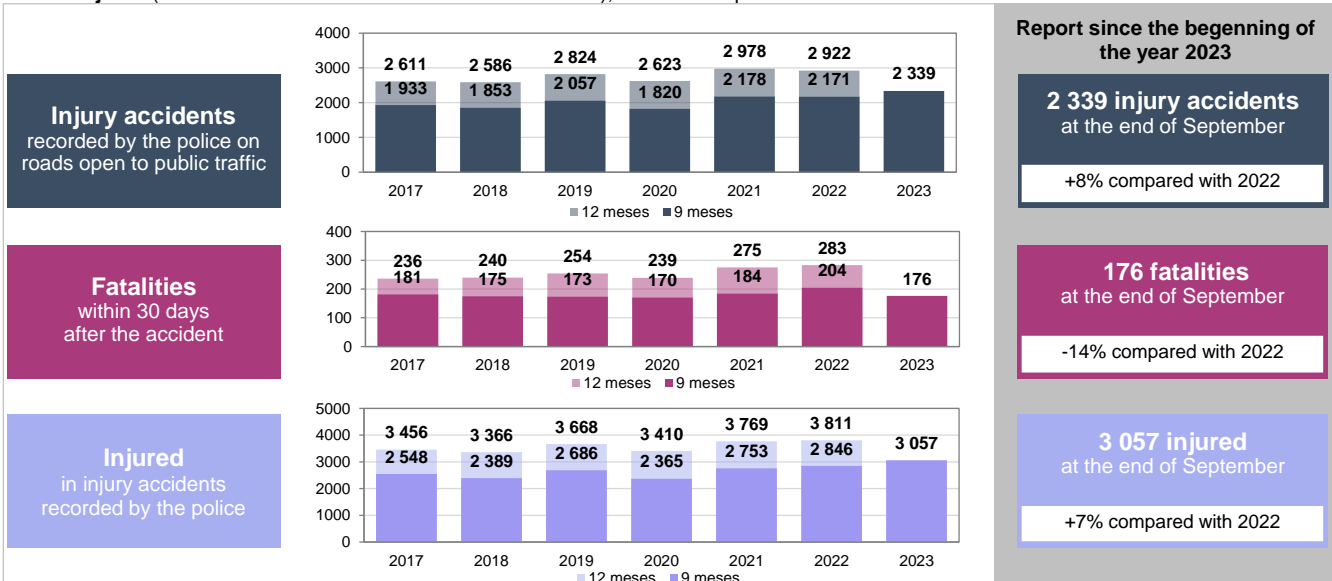


In **September 2023**, the police recorded 261 injury accidents for french overseas, -1% fewer than in 2022. In these accidents, there were:
15 **fatalities** (8 in the DROMs and 7 in the other territories), i.e. -25% compared to 2022;
335 **injured** (293 in the DROMs and 42 in the other territories), i.e. -5% compared to 2022.



	September*		Last 3 months**		Last 12 months***	
	Number	Variation	Number	Variation	Number	Variation
Fatalities	15	-25%	50	-18%	255	-14%
Injured BAAC	335	-5%	1 058	+8%	4 022	+4%

* September 2023 compared with septembre 2022

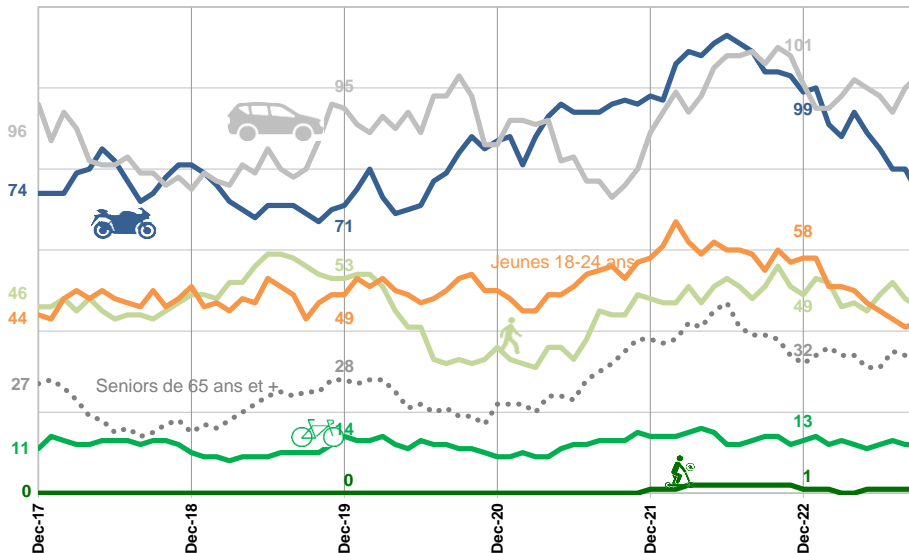
** Cumulative 3 months from July 2023 to September 2023 compared with cumulative 3 months from July 2022 to September 2022

*** Cumulative 12 months from October 2022 to septembre 2023 compared with cumulative 12 months from October 2021 to September 2022

Source : ONISR - Data on accidents involving injuries recorded by police forces - Geographical area : DROM, COM-NC

Definitive data until 2022, provisional BAAC data stopped on 2023/10/06 for the year 2023

Evolution of the number of users fatalities cumulated on a rolling 12 months



Number of users fatalities cumulated on a rolling 12 months, in September 2023
% compared with 2019

Car users

103 ; +8%

PTW

74 ; +4%

Young adults

42 ; -14%

Pedestrians

46 ; -13%

Senior people

36 ; +29%

Cyclists

12 ; ns

PMDs motorized users

1 ; ns

Change in cumulative injured over the last 12 months compared to the same period last year

	Urban area	Rural	Motorway
Soft modes *	+11%	+8%	
PTW *	-2%	+2%	+4%
Car users	+5%	+2%	-22%

* Soft modes : Pedestrians, PMDs, Cyclists - PTW : Moped riders, Motorcyclists

ns : non significative trend

Source : ONISR - Data on accidents involving injuries recorded by police forces - Geographical area : DROM, COM-NC

Definitive data until 2022, provisional BAAC data stopped on 2023/10/06 for the year 2023

Detailed table for September 2023 compared to the same period last year

The fall in the number of deaths recorded by the police this September 2023 is also in line with the trend observed over the last 3 months. The fall in the number of people injured in September 2023 does not reflect the upward trend seen over the last 3 months.

This trend can be seen overall in the overseas counties and regions (-36% of fatalities and +9% of injured recorded), while in the other overseas territories fatalities and injured increased (+21% of fatalities and +2% of injured recorded).

French overseas counties (DROM)

	September		Last 3 months**				Last 12 months***			
	Fatalities	Injured BAAC	Fatalities		Injured BAAC		Fatalities		Injured BAAC	
	Number	Number	Number	Difference	Number	Difference	Number	Difference	Number	Difference
Total	8	293	27	-15	915	+79	141	-54	3 415	+149

By mode of travel

	Fatalities	Injured BAAC	Fatalities	Difference	Injured BAAC	Difference	Fatalities	Difference	Injured BAAC	Difference
Pedestrians	1	34	6	-4	105	+21	30	-11	428	+27
PMDs motorized	0	5	0	+0	18	+6	1	+0	45	+18
Cyclists	1	14	3	+2	37	+2	11	+2	161	+20
PTW	2	98	4	-12	314	+22	41	-35	1 218	+23
Car users	4	121	13	+0	392	+28	52	-9	1 354	-12

** Cumulative 3 months from July 2023 to September 2023 compared with cumulative 3 months from July 2022 to September 2022

*** Cumulative 12 months from October 2022 to septembre 2023 compared with cumulative 12 months from October 2021 to September 2022

Source : ONISR - Data on accidents involving injuries recorded by police forces - Geographical area : DROM

Definitive data until 2022, provisional BAAC data stopped on 2023/10/06 for the year 2023

French overseas local authorities and New-Caledonia

	September		Last 3 months**				Last 12 months***			
	Fatalities	Injured BAAC	Fatalities		Injured BAAC		Fatalities		Injured BAAC	
	Number	Number	Number	Difference	Number	Difference	Number	Difference	Number	Difference
Total	7	42	23	+4	143	+3	114	+14	607	+11

By mode of travel

	Fatalities	Injured BAAC	Fatalities	Difference	Injured BAAC	Difference	Fatalities	Difference	Injured BAAC	Difference
Pedestrians	1	5	4	+1	18	+9	16	+6	61	+14
PMDs motorized	0		0	+0	1	+1	0	-1	4	+3
Cyclists	0		0	-2	3	-9	1	-4	20	-18
PTW	0	10	5	+1	44	+7	33	+5	163	-27
Car users	5	20	12	+5	63	+13	51	+6	269	+38

** Cumulative 3 months from July 2023 to September 2023 compared with cumulative 3 months from July 2022 to September 2022

*** Cumulative 12 months from October 2022 to septembre 2023 compared with cumulative 12 months from October 2021 to September 2022

Source : ONISR - Data on accidents involving injuries recorded by police forces - Geographical area : COM-NC

Definitive data until 2022, provisional BAAC data stopped on 2023/10/06 for the year 2023

Pedestrians contain Personal mobility devices non-motorized (rollerblades, skateboards, classic scooters, etc.), which move in the same spaces as pedestrians on foot and are considered pedestrians in the highway code.

Personal mobility devices (PMDs) motorized contains electric scooters, gyropods, hoverboards, segways, etc.; they move like a bicycle.

Cyclists are users who move around on a bicycle, whether or not it is electrically assisted.

Powered two-wheelers include mopeds (less than 50 cc and with a maximum design speed not exceeding 45 km/h, including scooters less than 50 cc) and motorbikes (more than 50 cc, including scooters more than 50 cc).

Car users are light vehicles (LDVs); vans are not included in this category.

Data processing methods for French overseas territories

The BAAC file (Bulletin of Analysis of Road Traffic Accidents recorded by the Police Forces) includes injury accidents as defined in the decree of 27 March 2007 on the conditions for compiling statistics. The ONISR, which is responsible for the administration and dissemination of accident statistics under the terms of the decree of 15 May 1975 relating to the CISR, has long specified the methods for taking accidents into account.

The monthly barometer

The monthly barometer for a given month concerns accidents occurring up to the end of that month and is compiled and published the following month.

The data are produced from accidents recorded in the TRAXy information system concerning BAAC data currently being entered, transmitted within 48 hours by the police to the ONISR.

The export from TRAXy is carried out at a date specified in the source; the results are provisional. No estimate is calculated on these data, which are small in number.

Labelling

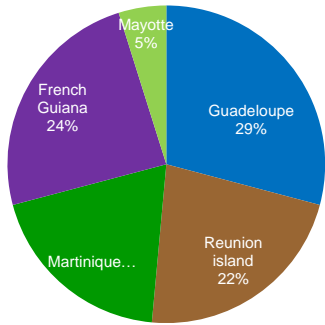
The Public Statistics Authority has certified the main accident indicators from the BAAC file (France mainland and french overseas counties) for the quasi-definitive data for year N published at the end of January of year N+1, and the definitive data published from May of year N+1. For the years prior to 2021, the dashboard includes labelled data.

The statistical methods are specified on the ONISR website:

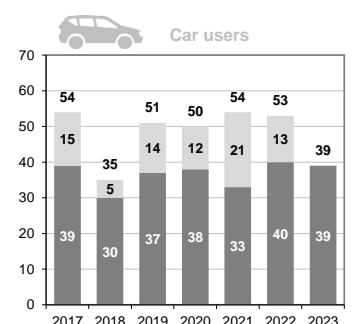
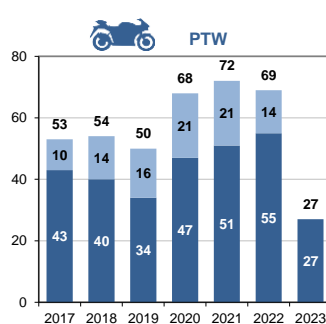
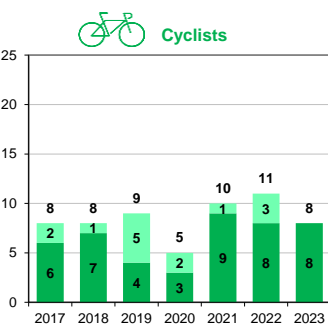
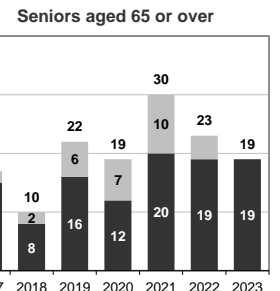
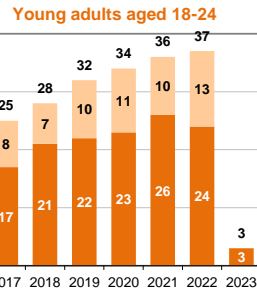
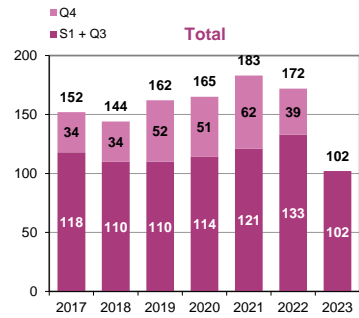
<https://www.onisr.securite-routiere.gouv.fr/en/data-tools>.

Trends in fatalities by mode of travel by quarter for each year

French overseas counties

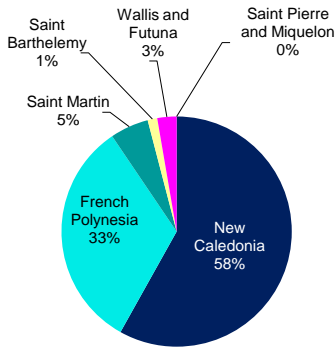


102 fatalities in 2023

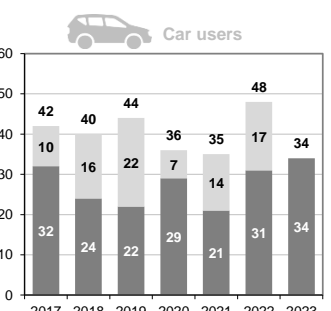
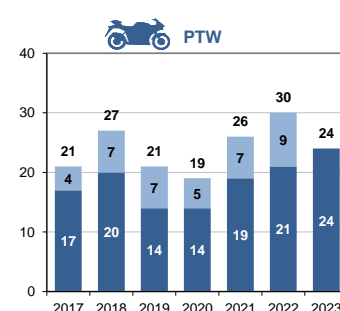
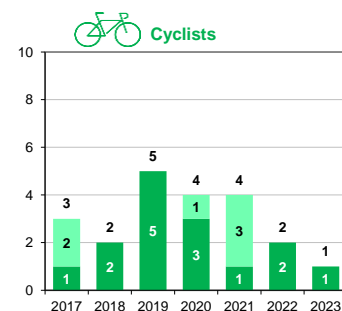
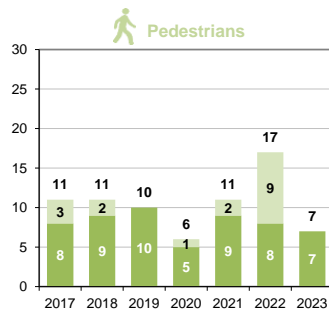
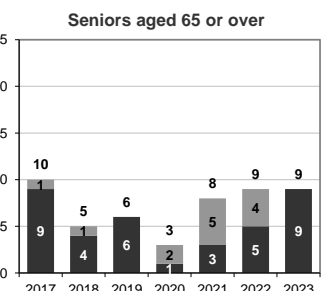
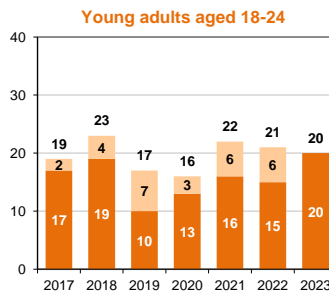
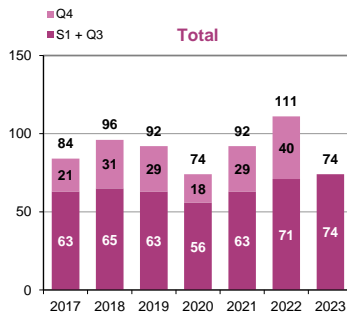


Source : ONISR - Data on accidents involving injuries recorded by police forces - Geographical area : DROM
Definitive data until 2022, provisional BAAC data stopped on 2023/10/06 for the year 2023

French overseas local authorities and New-Caledonia



74 fatalities in 2023



Source : ONISR - Data on accidents involving injuries recorded by police forces - Geographical area : COM-NC
Definitive data until 2022, provisional BAAC data stopped on 2023/10/06 for the year 2023